



---

319-320, REX CHAMBERS, W. H. MARG, BALLARD ESTATE, MUMBAI - 400 001.  
OFF. : 2269 5182 □ TEL. / FAX : 2261 8117 □ RESI. : 2872 2479 - 2872 7639

---

## INDEPENDENT AUDITOR'S REPORT

TO THE MEMBERS OF

**RR REAL ESTATE DEVELOPMENT PRIVATE LIMITED**

**Report on the Stand alone Ind AS Financial Statements**

We have audited the accompanying standalone Ind AS financial statements of **RR REAL ESTATE DEVELOPMENT PRIVATE LIMITED** ("the Company"), which comprise the Balance Sheet as at 31st March, 2018, and the Statement of Profit and Loss (including Other Comprehensive Income), the Cash Flow Statement and the Statement of Changes in Equity for the year then ended, and a summary of the significant accounting policies and other explanatory information.

### **Management's Responsibility for the Standalone Financial Statements**

The Company's Board of Directors is responsible for the matters stated in Section 134(5) of the Companies Act, 2013 ("the Act") with respect to the preparation of these standalone Ind AS financial statements that give a true and fair view of the state of affairs (financial position), profit or loss (financial performance including other comprehensive income), cash flows and changes in equity of the Company in accordance with the accounting principles generally accepted in India, including the Indian Accounting Standards (Ind AS) prescribed under section 133 of the Act.

This responsibility also includes maintenance of adequate accounting records in accordance with the provisions of the Act for safeguarding the assets of the Company and for preventing and detecting frauds and other irregularities; selection and application of appropriate accounting policies; making judgments and estimates that are reasonable and prudent; and design, implementation and maintenance of adequate internal financial controls, that were operating effectively for ensuring the accuracy and completeness of the accounting records, relevant to the preparation and presentation of the standalone Ind AS financial statements that give a true and fair view and are free from material misstatement, whether due to fraud or error.

### **Auditor's Responsibility**

Our responsibility is to express an opinion on these standalone Ind AS financial statements based on our audit.

We have taken into account the provisions of the Act, the accounting and auditing standards and matters which are required to be included in the audit report under the provisions of the Act and the Rules made there under.

We conducted our audit of the standalone Ind AS financial statements in accordance with the Standards on Auditing specified under Section 143(10) of the Act. Those Standards require that we comply with

ethical requirements and plan and perform the audit to obtain reasonable assurance about whether the standalone Ind AS financial statements are free from material misstatement.

An audit involves performing procedures to obtain audit evidence about the amounts and the disclosures in the standalone Ind AS financial statements. The procedures selected depend on the auditor's judgment, including the assessment of the risks of material misstatement of the standalone Ind AS financial statements, whether due to fraud or error. In making those risk assessments, the auditor considers internal financial control relevant to the Company's preparation of the standalone Ind AS financial statements that give a true and fair view in order to design audit procedures that are appropriate in the circumstances. An audit also includes evaluating the appropriateness of the accounting policies used and the reasonableness of the accounting estimates made by the Company's Directors, as well as evaluating the overall presentation of the standalone Ind AS financial statements.

We believe that the audit evidence we have obtained is sufficient and appropriate to provide a basis for our audit opinion on the standalone Ind AS financial statements.

### Opinion

In our opinion and to the best of our information and according to the explanations given to us, the aforesaid standalone Ind AS financial statements give the information required by the Act in the manner so required and give a true and fair view in conformity with the accounting principles generally accepted in India including the Ind AS, of the state of affairs (financial position) of the Company as at 31st March, 2018, and its losses (financial performance including other comprehensive income), its cash flows and the changes in equity for the year ended on that date.

### Report on Other Legal and Regulatory Requirements

1. This report doesn't include a statement on the matters specified in paragraphs 3 and 4 of the Companies (Auditors' Report) Order, 2016 ("the Order") issued by the Central Government of India in terms of Sub-section (11) of Section 143 of the companies Act, 2013 since in our opinion and according to the information and explanation given to us, the said order is not applicable to the company.
2. As required by Section 143(3) of the Act, we report that:
  - a) We have sought and obtained all the information and explanations which to the best of our knowledge and belief were necessary for the purposes of our audit.
  - b) In our opinion, proper books of account as required by law have been kept by the Company so far as it appears from our examination of those books.
  - c) The Balance Sheet, the Statement of Profit and Loss, the Cash Flow Statement and Statement of Changes in Equity dealt with by this Report are in agreement with the books of account.
  - d) In our opinion, the aforesaid standalone Ind AS financial statements comply with the Indian Accounting Standards prescribed under section 133 of the Act.
  - e) On the basis of the written representations received from the directors as on 31st March, 2018 taken on record by the Board of Directors, none of the directors is disqualified as on 31st March, 2018 from being appointed as a director in terms of Section 164(2) of the Act.





- f) With respect to the adequacy of the internal financial controls over financial reporting of the Company and the operating effectiveness of such controls, refer to our separate Report in "Annexure A".
- g) With respect to the other matters to be included in the Auditor's Report in accordance with Rule 11 of the Companies (Audit and Auditors) Amendment Rules, 2017, in our opinion and to the best of our information and according to the explanations given to us:
- a) The Company has disclosed the impact of pending litigations on its financial position in its standalone Ind AS financial statements;
  - b) The Company has made provision, as required under the applicable law or accounting standards, for material foreseeable losses, if any, on long-term contracts including derivative contracts;
  - c) There were no amounts which were required to be transferred to the Investor Education and Protection Fund by the Company.

For D. DADHEECH & CO

*Chartered Accountants*

FRN: 101981W



(DEVESH DADHEECH)

*Proprietor*

Membership No. 033909

Place: Mumbai

Date:

## ANNEXURE 'A'

### TO THE INDEPENDENT AUDITOR'S REPORT

[Referred to in paragraph 2 under 'Report on Other Legal and Regulatory Requirements' in the Independent Auditor's Report of even date to the members of **RR REAL ESTATE DEVELOPMENT PRIVATE LIMITED** on the standalone Ind AS financial statements for the year ended 31st March, 2018]

**Report on the Internal Financial Controls over Financial Reporting under Clause (i) of Sub-Section 3 of Section 143 of the Companies Act, 2013 ("the Act")**

We have audited the internal financial controls over financial reporting of **RR REAL ESTATE DEVELOPMENT PRIVATE LIMITED** ("the Company") as of March 31, 2018 in conjunction with our audit of the standalone Ind AS financial statements of the Company for the year ended on that date.

#### **Management's Responsibility for Internal Financial Controls**

The Company's management is responsible for establishing and maintaining internal financial controls based on the essential components of internal control stated in the Guidance Note on Audit of Internal Financial Controls over Financial Reporting issued by the Institute of Chartered Accountants of India (ICAI). These responsibilities include the design, implementation and maintenance of adequate internal financial controls that were operating effectively for ensuring the orderly and efficient conduct of its business, including adherence to company's policies, the safeguarding of its assets, the prevention and detection of frauds and errors, the accuracy and completeness of the accounting records, and the timely preparation of reliable financial information, as required under the Companies Act, 2013.

#### **Auditors' Responsibility**

Our responsibility is to express an opinion on the Company's internal financial controls over financial reporting based on our audit. We conducted our audit in accordance with the Guidance Note on Audit of Internal Financial Controls over Financial Reporting (the "Guidance Note") and the Standards on Auditing, to the extent applicable to an audit of internal financial controls, both issued by the Institute of Chartered Accountants of India. Those Standards and the Guidance Note require that we comply with ethical requirements and plan and perform the audit to obtain reasonable assurance about whether adequate internal financial controls over financial reporting was established and maintained and if such controls operated effectively in all material respects.

Our audit involves performing procedures to obtain audit evidence about the adequacy of the internal financial controls system over financial reporting and their operating effectiveness.

Our audit of internal financial controls over financial reporting included obtaining an understanding of internal financial controls over financial reporting, assessing the risk that a material weakness exists, and testing and evaluating the design and operating effectiveness of internal control based on the assessed risk. The procedures selected depend on the auditor's judgment, including the assessment of the risks of material misstatement of the financial statements, whether due to fraud or error.

5



We believe that the audit evidence we have obtained is sufficient and appropriate to provide a basis for our audit opinion on the Company's internal financial controls system over financial reporting.

### **Meaning of Internal Financial Controls over Financial Reporting**

A company's internal financial control over financial reporting is a process designed to provide reasonable assurance regarding the reliability of financial reporting and the preparation of financial statements for external purposes in accordance with generally accepted accounting principles. A company's internal financial control over financial reporting includes those policies and procedures that (1) pertain to the maintenance of records that, in reasonable detail, accurately and fairly reflect the transactions and dispositions of the assets of the company; (2) provide reasonable assurance that transactions are recorded as necessary to permit preparation of financial statements in accordance with generally accepted accounting principles, and that receipts and expenditures of the company are being made only in accordance with authorizations of management and directors of the company; and (3) provide reasonable assurance regarding prevention or timely detection of unauthorized acquisition, use, or disposition of the company's assets that could have a material effect on the financial statements.

### **Inherent Limitations of Internal Financial Controls over Financial Reporting**

Because of the inherent limitations of internal financial controls over financial reporting, including the possibility of collusion or improper management override of controls, material misstatements due to error or fraud may occur and not be detected. Also, projections of any evaluation of the internal financial controls over financial reporting to future periods are subject to the risk that the internal financial control over financial reporting may become inadequate because of changes in conditions, or that the degree of compliance with the policies or procedures may deteriorate.

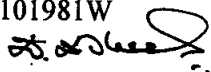
### **Opinion**

In our opinion, the Company has, in all material respects, an adequate internal financial controls system over financial reporting and such internal financial controls over financial reporting were operating effectively as at March 31, 2018, based on the essential components of internal control stated in the Guidance Note issued by ICAI.

For D. DADHEECH & CO

*Chartered Accountants*

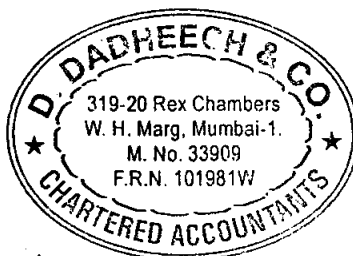
FRN: 101981W



(DEVESH DADHEECH)

*Proprietor*

Membership No. 033909



Place: Mumbai

Date:

RR REAL ESTATE DEVELOPMENT PRIVATE LTD.

BALANCE SHEET AS ON 31ST MARCH 2018


(Rs In Lakhs)

	Note No.	31-Mar-18	31-Mar-17
<b>ASSETS</b>			
<b>Non-Current Assets</b>			
Property Plant and Equipment			
Tangible Assets	1	2,453.01	2,431.81
Capital Work in progress		-	126.89
Non Current Tax Assets		7.65	7.65
Other Non Current Assets	2	0.64	0.64
<b>Current Assets</b>			
<b>Financial Assets</b>			
(i) Cash & Cash Equivalents	3	1.90	0.99
(ii) Trade Receivable	4	-	0.30
Other Current Assets	5	1.75	0.47
<b>TOTAL ASSETS</b>		<b>2,464.95</b>	<b>2,668.75</b>
<b>EQUITY AND LIABILITIES</b>			
<b>Equity</b>			
(a) Equity Share Capital	6	1.00	1.00
(b) Other Equity		(1,322.57)	(852.78)
<b>TOTAL EQUITY</b>		<b>(1,321.57)</b>	<b>(851.78)</b>
<b>Non-Current Liabilities</b>			
<b>Financial Liabilities</b>			
Borrowings	7	6.50	6.50
<b>Deferred Tax Liabilities</b>		-	152.54
<b>Current Liabilities</b>			
<b>Financial Liabilities</b>			
(i) Trade payables	8	5.91	3.63
(ii) Other Financial Liabilities	9	3,773.96	3,257.78
Other Current Liabilities	10	0.15	0.07
<b>TOTAL EQUITY &amp; LIABILITIES</b>		<b>2,464.95</b>	<b>2,668.75</b>

As per our report of even date  
For and on behalf of  
D. Dadheech & Co.  
Chartered Accountants  
FR No.101981W

Devesh Dadheech  
Proprietor  
M.No. 33909

Place : Mumbai  
Date : 22nd May 2018



For and on behalf of Board of Director's

N. Gangadharan  
DIN NO.07016103

Director

Vijay Shankar  
DIN NO.07351307

Director

RR REAL ESTATE DEVELOPMENT PRIVATE LTD.

Statement of Profit and Loss for the year ended March 31,2018


(Rs In Lakhs)

Particulars	Note No.	2017-2018	2016-2017
<b>INCOME</b>			
Revenue from Operation		-	-
<b>Other Income</b>			
Miscellaneous Income		1.94	-
Interest on Income Tax Refund		-	4.44
<b>Total Revenue</b>		<b>1.94</b>	<b>4.44</b>
<b>EXPENSES:</b>			
Professional Fees		0.92	2.13
Electricity Charges		6.35	4.86
Repairs & Maintenance -Building		79.46	22.29
Rates & Taxes		0.06	0.17
ROC Charges		-	0.00
Miscellaneous Expenses		0.30	-
<b>Payment To Auditors</b>			
Audit Fees		0.50	0.58
Depreciation		43.01	43.00
Expenses other than Finance Cost		<b>130.61</b>	<b>73.03</b>
<b>Finance costs</b>			
Interest Expenses		493.66	426.07
Other finance charges		0.01	0.01
<b>Total Expenses</b>		<b>624.28</b>	<b>499.11</b>
<b>Profit/ (Loss) before tax</b>		<b>(622.34)</b>	<b>(494.68)</b>
Tax expense:			
Current tax		-	1.38
Deferred Tax		(152.54)	(131.65)
<b>Profit/ (Loss) after tax</b>		<b>(774.88)</b>	<b>(624.95)</b>
<b>Balance Carried to Balance Sheet</b>			
Earning Per equity share:			
Basic & Diluted ( Refer Note 7 of Note 12)		(4,697.97)	(3,644.01)
Significant Accounting Policies	11		
Notes forming part of accounts	12		

As per our report of even date  
For and on behalf of  
D. Dadheech & Co.  
Chartered Accountants  
FR No.101981W

*(Signature)*

Devesh Dadheech  
Proprietor  
M.No. 33909



For and on behalf of Board of Director's

*(Signature)*

N. Gangadharan  
DIN.NO.07016103

Director

*(Signature)*

Vijay Shankar  
DIN NO.07351307

Director

Place : Mumbai  
Date 22nd May 2018

RR REAL ESTATE DEVELOPMENT PRIVATE LTD.

NOTE NO. 1


Property Plant & Equipment-( 2017-2018)

( Rs In Lakhs )

<b>Tangible Assets</b>													
Building *	2,778.30	27.28		2,805.57	348.05	42.61		390.65			2,414.92		2,430.25
Office Equipment's	1.97	2.70		4.67	0.41	0.39		0.80			3.87		1.56
Furniture & Fixture		34.23		34.23		0.01		0.01			34.22		
<b>TOTAL (A)</b>	<b>2,780.26</b>	<b>64.21</b>		<b>2,844.47</b>	<b>348.45</b>	<b>43.01</b>		<b>391.47</b>			<b>2,453.01</b>		<b>2,431.81</b>
Previous Year (A)	2,780.26	-		2,780.26	305.45	43.00		348.45			2,431.81		2,474.81

Property Plant & Equipment-( 2016-2017)

<b>Tangible Assets</b>													
Building *	2,778.30	-		2,778.30	305.44	42.61		348.05			2,430.25		2,472.86
Office Equipment's	1.97	-		1.97	0.01	0.39		0.41			1.56		1.95
<b>TOTAL (A)</b>	<b>2,780.26</b>	<b>-</b>		<b>2,780.26</b>	<b>305.45</b>	<b>43.00</b>		<b>348.45</b>			<b>2,431.81</b>		<b>2,474.81</b>
Previous Year (A)	2,778.30	1.97		2,780.26	262.83	42.62		305.45			2,474.81		2,515.47



\*The parent company has taken loan by created charge on Property plant and equipment for 31st March 2018 Rs 10510 Lacs and for 31st March 2017 Rs 5263 Lacs

5



# RR REAL ESTATE DEVELOPMENT PRIVATE LTD.

NOTE No. 2

## OTHER NON CURRENT ASSETS

( Unsecured Considered Good)

(Rs. in Lakhs)

	31-Mar-18	31-Mar-17
a) Deposit with Public Bodies	0.64	0.64
	<b>0.64</b>	<b>0.64</b>

NOTE No. 3

## CASH AND CASH EQUIVALENTS

	31-Mar-18	31-Mar-17
a) Cash on Hand	0.92	0.92
b) Balance with banks in current Accounts	0.98	0.07
	<b>1.90</b>	<b>0.99</b>

NOTE No. 4

## TRADE RECEIVABLE

( Unsecured Considered Good)


	31-Mar-18	31-Mar-17
Trade Receivable	0.30	0.30
Less Provision for Doubtfull debts	(0.30)	
	-	0.30

NOTE No. 5

## OTHER CURRENT ASSETS

( Unsecured Considered Good)

	31-Mar-18	31-Mar-17
Advances for Project	-	0.47
Balance with Government Authority	1.75	-
GST		
	<b>1.75</b>	<b>0.47</b>



Particulars	31-Mar-18	31-Mar-17
<b>Authorised</b>		
20,000 (As at 31st March 2017, 20000, ) Equity Shares of Rs.10/- each	2.00	2.00
70000 (As at 31st March 2017, 70000 ) 1% Non Cumulative Redeemable Preference Shares of Rs 10/- each	7.00	7.00
<b>Issued, Subscribed and Paid up</b>		
<b>Equity Shares</b>		
10,000 from 1st April 2015 to till date Equity Shares of Rs.10/- each (Wholly owned subsidiary of Peninsula Holdings and Investments Private Limited)	1.00	1.00
<b>Share Holder Holding more than 5% of Share Capital of the company</b> (i) 100% (from 1st April 2015 to till date )of equity share capital Held by Peninsula Holdings and Investments Private Limited		
<b>Terms /rights attached to Equity shares</b>		
a) The Company has only one class of equity shares having a par value of Rs 10 per share. Each holder of equity share is entitled to one vote per share . All shares rank pari passu with regard to dividend .		
b) In the event of liquidation of the Company, the holders of equity shares will be entitled to receive any of the remaining assets of the Company in proportion to the number of equity shares held by the shareholders, after distribution of all preferential amounts.		
	<b>1.00</b>	<b>1.00</b>



**RR REAL ESTATE DEVELOPMENT PRIVATE LTD.**

**Statement of Changes in Equity (SOCIE)**

**(a) Equity share capital**

(Rs in Lakhs)

Particulars	31-Mar-18	31-Mar-17
Balance at the beginning of the year	1.00	1.00
Changes in equity share capital during the year	-	-
Balance at the end of the year	1.00	1.00

**(b) Other Equity**

Particulars	31-Mar-18	31-Mar-17
<b>Retained Earnings</b>		
Balance as at Beginning of the year	(1827.36)	(1462.96)
Add : Profit /(Loss) of current year	(469.80)	(364.40)
Add : Adjustments on account of IND AS net of Tax effect		
<b>Balance as at End of the year</b>	<b>(2297.15)</b>	<b>(1827.36)</b>

Particulars	Retained earnings	Other comprehensive income	Other Reserves - Interest free loan of parent
<b>Balance at April 1, 2016</b>	<b>(1775.83)</b>	-	<b>1,287.46</b>
Profit for the year	(364.40)		
Other comprehensive income for the year	-	-	
<b>Total comprehensive income for the year</b>	<b>(364.40)</b>		
<b>Balance at March 31, 2017</b>	<b>(2,140.23)</b>		<b>1,287.46</b>
Profit for the year	(469.80)	-	
Other comprehensive income for the year			
<b>Balance at March 31, 2018</b>	<b>(2,610.03)</b>		<b>1,287.46</b>

As per our report of even date

For and on behalf of  
D. Dadheech & Co.  
Chartered Accountants  
FR No.101981W

*(Signature)*

Devesh Dadheech  
Proprietor  
M.No. 33909



For and on behalf of Board of Director's

*(Signature)*  
N. Gangadharan  
DIN NO.07016103

Director

*(Signature)*

Vijay Shankar  
DIN NO.07351307

Director

Place: Mumbai  
Date : 22nd May 2018

**RR REAL ESTATE DEVELOPMENT PRIVATE LTD.**

Financial Liabilities

(Rs in Lakhs)

NOTE : 7

**BORROWINGS**

Unsecured Loan	31-Mar-18	31-Mar-17
	<b>Preference Shares</b>	
65000 1% Non Cumulative Redeemable Preference Shares of (As at 31st March 2017, 65000 ) Rs.10/- each Fully paid	6.50	6.50
	<b>6.50</b>	<b>6.5</b>

NOTE No. 8

**Trade Payable**

Trade Payable	31-Mar-18	31-Mar-17
	Micro, small and medium Enterprises	-
Others	5.91	3.63
	<b>5.91</b>	<b>3.63</b>

NOTE No. 9

**OTHER FINANCIAL LIABILITIES**

Unsecured Loan	31-Mar-18	31-Mar-17
	Current Maturities of Long Term Debts	3,773.96
Loan from Ultimate Controlling entity ( Peninsula Land Limited)		
( Interest free loan repayable within one year )		
	<b>3773.96</b>	<b>3257.78</b>

NOTE No. 10

**OTHER CURRENT LIABILITIES**

a) Statutory Dues	31-Mar-18	31-Mar-17
		0.15
	<b>0.15</b>	<b>0.07</b>



**11 Statement of Significant Accounting Policies****I Basis of accounting and preparation of Standalone Financial Statements:****1 Company Overview**

RR Real Estate Development Private Limited is subsidiary of Peninsula Holdings and Investments Private Limited ( refer as PHIPL )and PHIPL is wholly owned subsidiary of Peninsula Land Limited . PLL is engaged in the real estate development. The PLL is making acquisition of the real estate project through PHIPL or subsidiary of PHIPL . all the Company is domiciled in India.

**2 Basis of Accounting**

The Financial Statements of the Company have been prepared in accordance with the Indian Accounting Standards (Ind AS) to comply with the Section 133 of the Companies Act, 2013 ("the 2013 Act"), and the relevant provisions of the 2013 Act / Companies Act, 1956 ("the 1956 Act"), as applicable read with notification issued by Ministry of Corporate Affairs dated 15th February 2015. The Financial Statements have been prepared on accrual basis under the historical cost convention except certain assets measured at fair value where ever require as per IND AS.

**3 Use of Estimates and Judgements**

The preparation of the financial statements in conformity with Ind AS requires the Management to make estimates and assumptions considered in the reported amounts of assets and liabilities (including contingent liabilities) and the reported income and expenses during the year. The Management believes that the estimates used in preparation of these Financial Statements are prudent and reasonable. Future results could differ due to these estimates and the differences between the actual results and the estimates are recognised in the periods in which the results are known/ materialize.

**A. Fair value measurement of financial instruments**

When the fair values of the financial assets and liabilities recorded in the balance sheet cannot be measured based on the quoted market prices in active markets, their fair value is measured using valuation technique. The inputs to these models are taken from the observable market where possible, but where this is not feasible, a review of judgement is required in establishing fair values. Changes in assumptions relating to these assumptions could affect the fair value relating of financial instruments.

**4 Functional and presentation currency**

These financial statements are presented in Indian rupees, which is the functional currency of the company. All financial information presented in Indian rupees has been rounded to the nearest lacs to two decimal

**5 Use of Estimates and judgements**

The preparation of the financial statements in conformity with Ind AS requires the Management to make estimates and assumptions considered in the reported amounts of assets and liabilities (including contingent liabilities) and the reported income and expenses during the year. The Management believes that the estimates used in preparation of these Financial Statements are prudent and reasonable. Future results could differ due to these estimates and the differences between the actual results and the estimates are recognised in the periods in which the results are known/ materialize.

**6 Measurement of fair value**

The Company's accounting policies and disclosures require the measurement of fair values for financial instruments. The Company has an established control framework with respect to the measurement of fair values. The management regularly reviews significant unobservable inputs and valuation adjustments. If third party information is used to measure fair values, then the management assesses the evidence obtained from the third parties to support the conclusion that such valuations meet the requirements of Ind AS, including the level in the fair value hierarchy in which such valuations should be classified.

When measuring the fair value of a financial asset or a financial liability, the Company uses observable market data as far as possible. Fair values are categorised into different levels in a fair value hierarchy based on the inputs used in the valuation techniques as follows.

*Level 1* : quoted prices in active markets for identical assets or liabilities.

*Level 2* : inputs other than quoted prices included in Level 1 that are observable for the asset or liability, either directly (i.e. as prices) or indirectly (i.e. derived from prices).

*Level 3* : inputs for the asset or liability that are not based on observable market data.

If the inputs used to measure the fair value of an asset or a liability fall into different levels of the fair value hierarchy, then the fair value measurement is categorised in its entirety in the same level of the fair value hierarchy as the lowest level input that is significant to the entire measurement.

The Company recognises transfers between levels of the fair value hierarchy at the end of the reporting period during which the change has occurred.



## 11 Statement of Significant Accounting Policies

## 7 Miscellaneous Expenditure:

Preliminary and pre operative expenses are fully written off to be in line with IND AS 38

## 8 Revenue Recognition

- i. Interest Income is recognised on time basis determined by the amount outstanding and the rate applicable
- ii. Dividend income is recognised when the right to receive the payment is established

## 9 Provisions, Contingent Liabilities and Contingent Assets

- i) Provisions involving substantial degree of estimation in measurement are recognized when there is a present obligation as a result of past events and it is probable that there will be an outflow of resources and the amount of which can be reliably estimated.
- ii) Contingent Liabilities are not recognized but are disclosed in the Notes. Contingent liabilities are disclosed in respect of possible obligations that arise from past events but their existence is confirmed by the occurrence or non occurrence of one or more uncertain future event not wholly within the control of the Company.

## 10 Financial Assets

## Classification

The Company classifies financial assets as subsequently measured at amortised cost, fair value through other comprehensive income or fair value through profit or loss on the basis of its business model for managing the financial assets and the contractual cash flow characteristics of the financial asset.

## Initial recognition and measurement

All financial assets (not measured subsequently at fair value through profit or loss) are recognised initially at fair value plus transaction costs that are attributable to the acquisition of the financial asset. Purchases or sales of financial assets that require delivery of assets within a time frame established by regulation or convention in the market place (regular way trades) are recognised on the trade date, i.e., the date that the Company commits to purchase or sell the asset.

## Subsequent measurement

For the purpose of subsequent measurement, the financial assets are classified in two categories:

- Debts at amortised cost
- Equity investments measured at fair value through profit or loss

Debt instruments at amortised cost

A 'debt instrument' is measured at the amortised cost if both the following conditions are met:

- a) The asset is held within a business model whose objective is to hold assets for collecting contractual cash flows, and
- b) Contractual terms of the asset give rise on specified dates to cash flows that are solely payments of principal and interest (SPPI) on the principal amount outstanding.

After initial measurement, such financial assets are subsequently measured at amortised cost using the effective interest rate (EIR) method. Amortised cost is calculated by taking into account any discount or premium and fees or costs that are an integral part of the EIR. The EIR amortisation is included in finance income in the Statement of Profit and Loss. The losses arising from impairment are recognised in the Statement of Profit and Loss. This category generally applies to trade and other receivables.

Debt instruments included within the fair value through profit and loss (FVTPL) category are measured at fair value with all changes recognized in the Statement of Profit and Loss.

Equity investments

All equity investments other than investment in subsidiaries, joint venture and associates are measured at fair value. Equity instruments which are held for trading are classified as at FVTPL. For all other equity instruments, the Company decides to classify the same either as at fair value through other comprehensive income (FVTOCI) or FVTPL. The Company makes such election on an instrument-by-instrument basis. The classification is made on initial recognition and is irrevocable.

If the Company decides to classify an equity instrument as at FVTOCI, then all fair value changes on the instrument, excluding dividends, are recognized in other comprehensive income (OCI). There is no recycling of the amounts from OCI to Statement of Profit and Loss, even on sale of such investments.

Equity instruments included within the FVTPL category are measured at fair value with all changes recognized in the Statement of Profit and Loss.

Derecognition

A financial asset (or, where applicable, a part of a financial asset or part of a Company of similar financial assets) is primarily derecognised (i.e. removed from the Company's balance sheet) when:

- The rights to receive cash flows from the asset have expired, or
- The Company has transferred its rights to receive cash flows from the asset or has assumed an obligation to pay the received cash flows in full without material delay to a third party under a 'pass-through' arrangement; and either:

(a) the Company has transferred substantially all the risks and rewards of the asset, or

(b) the Company has neither transferred nor retained substantially all the risks and rewards of the asset, but has transferred control of the asset.



**11 Statement of Significant Accounting Policies**

When the Company has transferred its rights to receive cash flows from an asset or has entered into a pass-through arrangement, it evaluates if and to what extent it has retained the risks and rewards of ownership. When it has neither transferred nor retained substantially all of the risks and rewards of the asset, nor transferred control of the asset, the Company continues to recognise the transferred asset to the extent of the Company's continuing involvement. In that case, the Company also recognises an associated liability. The transferred asset and the associated liability are measured on a basis that reflects the rights and obligations that the Company has retained.

Continuing involvement that takes the form of a guarantee over the transferred asset is measured at the lower of the original carrying amount of the asset and the maximum amount of consideration that the Company could be required to repay.

**Financial Liabilities**

The Company classifies all financial liabilities as subsequently measured at amortised cost.

**Initial recognition and measurement**

All financial liabilities are recognised initially at fair value and, in the case of loans and borrowings and payables, net of directly attributable transaction costs.

**Loans and borrowings**

After initial recognition, interest-bearing loans and borrowings are subsequently measured at amortised cost using the Effective Interest Rate (EIR) method. Gains and losses are recognised in Statement of Profit and Loss when the liabilities are derecognised.

Amortised cost is calculated by taking into account any discount or premium on acquisition and fees or costs that are an integral part of the EIR. The EIR amortisation is included as finance costs in the Statement of Profit and Loss.

This category generally applies to interest-bearing loans and borrowings.

The interest free loans from parent company is discounted @ 15%

**Derecognition**

A financial liability is derecognised when the obligation under the liability is discharged or cancelled or expires. When an existing financial liability is replaced by another from the same lender on substantially different terms, or the terms of an existing liability are substantially modified, such an exchange or modification is treated as the derecognition of the original liability and the recognition of a new liability. The difference in the respective carrying amounts is recognised in the Statement of Profit and Loss.

**11 Income tax**

Income tax expense comprises current and deferred tax. It is recognised in Statement of Profit and Loss except to the extent that it relates to items recognised directly in equity or in OCI.

**Current tax**

Current tax comprises the expected tax payable or receivable on the taxable income or loss for the year and any adjustment to the tax payable or receivable in respect of previous years. It is measured using tax rates enacted or substantively enacted at the reporting date. Current tax also includes any tax arising from dividends.

**Current tax assets and liabilities are offset only if, the Company:**

- has a legally enforceable right to set off the recognised amounts; and
- intends either to settle on a net basis, or to realise the asset and settle the liability simultaneously.

**Deferred Tax**

Deferred tax is recognised in respect of temporary differences between the carrying amounts of assets and liabilities for financial reporting purposes and the amounts used for taxation purposes (including those arising from consolidation adjustments such as unrealised profit on inventory etc.).

Deferred tax assets are recognised for unused tax losses, unused tax credits and deductible temporary differences to the extent that it is probable that future taxable profits will be available against which they can be used. Deferred tax assets are reviewed at each reporting date and are reduced to the extent that it is no longer probable that the related tax benefit will be realised; such reductions are reversed when the probability of future taxable profits improves.

Unrecognised deferred tax assets are reassessed at each reporting date and recognised to the extent that it has become probable that future taxable profits will be available against which they can be used.

Deferred tax is measured at the tax rates that are expected to be applied to temporary differences when they reverse, using tax rates enacted or substantively enacted at the reporting date.

The measurement of deferred tax reflects the tax consequences that would follow from the manner in which the Company expects, at the reporting date, to recover or settle the carrying amount of its assets and liabilities.

**Deferred tax assets and liabilities are offset only if:**

- the Company has a legally enforceable right to set off current tax assets against current tax liabilities; and
- The deferred tax assets and the deferred tax liabilities relate to income taxes levied by the same taxation authority on the same taxable entity.

**Minimum Alternate Tax (MAT)**

In case the Company is liable to pay income tax u/s 115JB of Income Tax Act, 1961 (i.e. MAT), the amount of tax paid in excess of normal income tax is recognised as an asset (MAT Credit Entitlement) only if there is convincing evidence for realisation of such asset during the specified period. MAT paid during the year is charged to Statement of Profit and Loss as current tax. MAT credit entitlement is reviewed at each Balance Sheet date.



## 11 Statement of Significant Accounting Policies

## 12 Property, Plant and Equipment &amp; Depreciation

## I. Recognition and Measurement:

Items of property, plant and equipment are measured at cost less accumulated depreciation and impairment losses, if any. The cost of an item of property, plant and equipment comprises:

- a. its purchase price, including import duties and non-refundable purchase taxes, after deducting trade discounts and rebates.
- b. any costs directly attributable to bringing the asset to the location and condition necessary for it to be capable of operating in the manner intended by management.
- c. the initial estimate of the costs of dismantling and removing the item and restoring the site on which it is located, the obligation for which the Group incurs either when the item is acquired or as a consequence of having used the item during a particular period for purposes other than to produce inventories during that period.

Income and expenses related to the incidental operations, not necessary to bring the item to the location and condition necessary for it to be capable of operating in the manner intended by management, are recognised in Statement of Profit and Loss. If significant parts of an item of property, plant and equipment have different useful lives, then they are accounted for as separate items (major components) of property, plant and equipment.

## II. Subsequent expenditure

Subsequent expenditure related to an item of fixed asset is added to its book value only if it increases the future benefits from the existing asset beyond its previously assessed standard of performance. All other expenses on existing fixed assets, including day-to-day repair and maintenance expenditure and cost of replacing parts, are charged to the Statement of Profit and Loss for the period during which such expenses are incurred.

Any gain or loss on disposal of an item of property, plant and equipment is recognised in Statement of Profit and Loss of the Company.

Expenses incurred for acquisition of capital assets excluding advances paid towards the acquisition of fixed assets outstanding at each Balance Sheet date are disclosed under Capital Work in Progress.

Capital work-in-progress in respect of assets which are not ready for their intended use are carried at cost, comprising of direct costs, related incidental expenses and attributable interest.

## III. Depreciation


Depreciation is provided from the date the assets are ready to be put to use, on straight line method as per the useful life of the tangible assets including property held as investment as prescribed under Part C of Schedule II of The Companies Act, 2013 except for the following assets where the management has estimated useful life which differs from the useful life of 60 years prescribed under the Act.

Assets	Balance useful life (years) from the date of acquisition
Building	67 Years

For these assets, based on assessment of technical expert, the management believes that the useful lives as given above best represent the period over which management expects to use these assets. Hence the useful lives for these assets are different from the useful lives as prescribed under Part C of Schedule II of The Companies Act, 2013.

Depreciation is calculated on a pro-rata basis from the date of installation / acquisition till the date the assets are sold or disposed.

Depreciable amount for assets is the cost of an asset, or other amount substituted for cost, less its estimated residual value.





31/Mar/18

Financial assets							
Cash & Cash Equivalents			1.90	1.90			-
Trade Receivable			-	-			-
			1.90	1.90			

## Financial Liabilities

Particulars	FVTPL	OCI	Amortised Cost	Total	OCI	FVTPL
Borrowings			6.50	6.50		
Trade Payables	-	-	5.91	5.91		
Other Financial Liabilities			3,773.96	3,773.96		
			12.41	12.41		

31/Mar/17

Particulars	FVTPL	OCI	Amortised Cost	Total	OCI	FVTPL
Cash & Cash Equivalents			0.99	0.99		0.00
Trade Receivable			0.30	0.30		0.00
			1.29	1.29		

## Financial Liabilities

Particulars	FVTPL	OCI	Amortised Cost	Total	OCI	FVTPL
Borrowings			6.50	6.50		
Trade Payables	-	-	3.63	3.63		
Other Financial Liabilities			3,257.78	3,257.78		
			10.13	10.13		

## B. Measurement of fair values

Valuation techniques and significant unobservable inputs

The following tables show the valuation techniques used in measuring Level 3 fair values, as well as the significant unobservable inputs used.

Financial Instruments measured at fair value

Particulars	Valuation technique	Significant unobservable inputs	Inter-relationship between significant unobservable inputs and fair value measurement
Long Term Loans from Ultimate parent company	Discounted cash flow technique- The valuation model considers the present value of expected payment, discounted using a risk adjusted discount rate. The expected payment is determined by considering the possible scenarios of forecast revenue and EBITDA, the amount to be paid under each scenario and the probability of each scenario	- Risk adjusted discount rate- 15% (31 March 2016)	The estimated fair value would increase (decrease) if: - risk adjusted discount rate were lower (higher)
Non- current investment	Discounted cash flow technique- The valuation model considers the present value of expected payment, discounted using a risk adjusted discount rate. The expected payment is determined by considering the possible scenarios of forecast revenue and EBITDA, the amount to be paid under each scenario and the probability of each scenario	- Risk adjusted discount rate- 25% (31 March 2016) - Expected sales growth- 5% (31 March 2016)	The estimated fair value would increase (decrease) if: - risk adjusted discount rate were lower (higher) - expected sales growth were higher (lower)

## C. Financial risk management

The Company has exposure to the following risks arising from financial instruments:

- Credit risk ;
- Liquidity risk ; and
- Market risk


## i. Risk management framework

The Company's risk management policies are established to identify and analyse the risks faced by the Company, to set appropriate risk limits and controls and to monitor risks and adherence to limits. Risk management policies and systems are reviewed regularly to reflect changes in market conditions and the Company's activities. The Company, through its training and management standards and procedures, aims to maintain a disciplined and constructive control environment in which all employees understand their roles and obligations.

## ii. Credit risk

Credit risk is the risk of financial loss to the Company if a customer or counterparty to a financial instrument fails to meet its contractual obligations, and arises principally from the loans and investment in debt securities. The Company establishes an allowance for impairment that represents its estimate of incurred losses in respect of other receivables and investments.

2



The Company held cash and cash equivalents of INR 1.90 Lacs at March 31, 2018 (March 31, 2017: INR 0.99 Lacs). The cash and cash equivalents are held with bank and financial institution counterparties with good credit ratings

### iii. Liquidity risk

Liquidity risk is the risk that the Company will encounter difficulty in meeting the obligations associated with its financial liabilities that are settled by delivering cash or another financial asset. The Company's approach to managing liquidity is to ensure, as far as possible, that it will have sufficient liquidity to meet its liabilities when they are due, under both normal and stressed conditions, without incurring unacceptable losses or risking damage to the Company's reputation.

Management monitors rolling forecasts of the Company's liquidity position on the basis of expected cash flows. This monitoring includes financial ratios and takes into account the accessibility of cash and cash equivalents.

### Exposure to liquidity risk

The following are the remaining contractual maturities of financial liabilities at the reporting date. The amounts are gross and undiscounted, and include estimated interest payments and exclude the impact of netting agreements.

#### Contractual cash flow

31/Mar/18	Carrying Amount	Total	Within 12 month	1-2 Year	2-5 Years	More than 5 Years
Borrowings	6.50	6.50				6.50
Trade and other payables	5.91	5.91	5.91			
Other Financial Liabilities	3773.96	3,773.96	3,773.96			

### iv. Market risk

Market risk is the risk that changes in market prices – such as foreign exchange rates, interest rates and equity prices – will affect the Company's income or the value of its holdings of financial instruments. Market risk is attributable to all market risk sensitive financial instruments including foreign currency receivables and payables and long term debt. We are exposed to market risk primarily related to interest rate risk and the market value of our investments affecting to parent company, since major borrowings is from parent company.


### Currency risk

The Company is exposed to currency risk on account of its trade and other payables in foreign currency. The functional currency of the Company is Indian Rupee. Currency risk is not material, as the company does not have significant exposure in foreign currency.

### Interest rate risk

Interest rate risk can be either fair value interest rate risk or cash flow interest rate risk. Fair value interest rate risk is the risk of changes in fair values of fixed interest bearing investments because of fluctuations in the interest rates. Cash flow interest rate risk is the risk that the future cash flows of floating interest bearing investments will fluctuate because of fluctuations in the interest rates.

The Company Major interest free borrowings is from parent.



## # Notes Forming Parts of Accounts

- 1 **Contingent Liability**  
The parent company has taken loan by created charge on Property plant and equipment for, 31st March 2018 Rs 10510 Lacs , 31st March 2017 Rs 5263 Lacs
- 2 Based on the information available with the Company, there are no suppliers who are registered under the Micro, Small and Medium Enterprises Development Act, 2006 as at March 31st 2018 Hence, the information as required under the Micro, Small and Medium Enterprises Development Act, 2006 is not disclosed.
- 3 Details require as per schedule III of the Companies Act 2013 wherever applicable has been provided in the notes forming parts of the accounts
- 4 In the opinion of the Board, the Current Assets are approximately of the value stated, if realised in the ordinary course of business
- 5 Cash On Hand at the end of the year is physically verified by the Management on which the auditors have kept reliance
- 6 **List of Related Parties and Transactions During the year.**
- a **Ultimate Controlling Company**  
Peninsula Land Limited-PLL
- b **Controlling Company**  
Peninsula Holdings and Investments Private Limited- PHIPL
- c **Key Management Personnel-KMP**  
Rajeev A. Piramal - till part of the year  
Urvi A. Piramal w.e.f. 5th March 2015  
Nandan A. Piramal
- d **Relative of Key Managerial Personnel**  
Rajeev A. Piramal  
Harshvardhan A. Piramal  
Nandan A. Piramal
- e **Key Managerial Person of Parent Company**  
Rajeev A. Piramal  
Harshvardhan A. Piramal  
Nandan A. Piramal  
Mahesh S. Gupta

Details of Transaction are Follows		Year Ended	Year Ended
Particulars	2017-2018	2016-2017	
	(Rs in Lacs)	(Rs in Lacs)	
<b>a</b> Loan Taken From			
Ultimate Controlling Company	22.00	48.00	
<b>b</b> Reimbursements of Expenses	0.52	3.16	
<b>c</b> Interest Expenses	493.66	426.07	
<b>d</b> Outstanding Balances as at March 31			
Payable by Company			
Holding Company-PLL	3,773.96	3,257.78	



7 Basic EPS amounts are calculated by dividing the profit for the year attributable to equity holder of the parent by the weighted average number of Equity shares outstanding during the year.

Diluted EPS amounts are calculated by dividing the profit attributable to equity holder of the parent (after adjusting for interest on the convertible preference shares) by the weighted average number of Equity shares outstanding during the year plus the weighted average number of Equity shares that would be issued on conversion of all the dilutive potential Equity shares into Equity shares.

I. Profit attributable to Equity holder of parent	31/Mar/18	31/Mar/17
Profit (loss) for the year, attributable to the owner of the Company	(469.80)	(364.40)
Interest on Convertible preference shares	-	-
Interest on Convertible debentures	-	-
Profit attributable to equity holder of the parent adjusted for the effect of dilution	(469.80)	(364.40)

II. Weighted average number of ordinary shares	31/Mar/18	31/Mar/17
Issued ordinary shares at April 1	10 000	10 000
Issue of Ordinary Shares	-	-
Buyback of Ordinary Shares	-	-
Weighted average number of shares at March 31 for basic EPS	10 000	10 000
Effect of dilution:		
Share options	-	-
Convertible preference shares	-	-
Convertible debentures	-	-
Weighted average number of shares at March 31 for diluted EPS	10 000	10 000
Basic and Diluted earnings per share	(4,697.97)	(3,644.01)

Payments to statutory auditors	2017-2018	2016-2017
Statutory Audit fees	0.50	0.50
Other service	0.10	0.10

a. Deferred tax reconciliation as per IND AS -12	2017-2018	2016-2017
Profit/(Loss) Before Tax	(622.34)	(494.68)
Tax using the Company's domestic tax rate-30.9%	(192.30)	(152.85)
Non-deductible Tax expenses	13.30	13.29
No Tax created due to evidence available for profitability	27.07	9.28
Total Tax Effect in profit & Loss accounts	(151.93)	(130.29)

As per para 35 & 36 of IND AS 12 on taxes issued by ICAI Company has not created deferred tax assets on losses.  
On probable certainty company has not created deferred tax assets on losses as per income tax

Movement in Deferred tax balances

Net Balance as on	01/Apr/16	Recognised in Profit & Loss	31/Mar/17
Deferred Tax (Liabilities) / Assets on Interest free loan	(284.20)	131.65	(152.54)

Net Balance as on	01/Apr/17	Recognised in Profit & Loss	31/Mar/18
Deferred Tax (Liabilities) / Assets on Interest free loan	(152.54)	152.54	-

# The Company is registered with MCA under CIN No. U45400MH2007PTC171261

# Previous year figures have been regrouped wherever necessary.


*[Handwritten Signature]*

For and on behalf of Board of Director's

N. Gangadharan *[Handwritten Signature]* Director  
DIN NO.07016103

Vijay Shankar *[Handwritten Signature]* Director  
DIN NO.07351307

Mumbai  
Date : 22nd May 2018



## RR REAL ESTATE DEVELOPMENT PRIVATE LTD.

(Rs In Lacs)

## CASH FLOW STATEMENT FOR THE YEAR ENDED MARCH 31,2018


	For the Year Ended 2017-2018	For the Year Ended 2016-2017
<b>A. CASH FLOW FROM OPERATING ACTIVITIES</b>		
Net Profit (Loss) Before Tax and Extra Ordinary Items	(622.34)	(494.68)
Adjustment for:		
Depreciation	43.01	43.00
Provision for doubtful debts	0.30	-
Interest expenses	493.68	426.07
<b>Adjustments for Working Capital Changes :</b>		
Increase (Decrease) Other Current Assets	(1.28)	(0)
Increase/(Decrease) in Other Liabilities	0.08	(0.71)
Increase/(Decrease) in Trade Payables	2.28	(8.72)
Cash Generated from Operations	1.07	(9.90)
Less : Net of Income Tax paid /( Refund)	-	16.04
<b>Net Cash From Operating Activities (A)</b>	<b>(84.28)</b>	<b>(19.47)</b>
<b>B. CASH FLOW FROM INVESTING ACTIVITIES</b>		
Addition in ( Capital Advance)/Refund adjustments to expenses	62.68	(40.40)
Interest Paid	(0.01)	(0.01)
<b>Net Cash From Investing Activities (B)</b>	<b>62.67</b>	<b>(40.42)</b>
<b>C. CASH FLOW FROM FINANCING ACTIVITIES</b>		
Loan from Ultimate Parent Company	22.52	49.80
<b>Net Cash Used in Financing Activities (C)</b>	<b>22.52</b>	<b>49.80</b>
<b>Net Increase in Cash and Cash Equivalents (A)+(B)+(C)</b>	<b>0.91</b>	<b>(10.09)</b>
<b>Cash and Cash Equivalents at the beginning of the year</b>	<b>0.99</b>	<b>11.08</b>
<b>Cash and Cash Equivalents at the end of the year</b>	<b>1.90</b>	<b>0.99</b>

As per our report of even date.

- The above cash flow statement has been prepared under the "Indirect Method" as set out in the Accounting Standard - 3 on Cash Flow Statement issued by the ICAI
- Previous figures have been regrouped or rearranged or reclassified wherever necessary to confirm the current year's classifications

For and on behalf of  
D. Dadheech & Co.  
Chartered Accountants  
FR No.101981W

Devesh Dadheech  
Proprietor  
M.No. 33909  
Place : Mumbai  
Date : 22nd May 2018



For and on behalf of Board of Director's  
N. Gangadharan  
DIN NO.07016103 Director

Vijay Shankar  
DIN NO.07351307 Director