

(I)(a) Statement showing Shareholding Pattern

Name of the Company : Peninsula Land Limited


Script Code, Name of the scrip, class of security : BSE: 503031, NSE: PENINLAND, Equity Shares of face value Rs. 2/-

As on Date : 31-March-2015

Partly paid-up shares	No. of partly paid-up shares	As a % of total no. of partly paid-up Shares	As a % of total no. of shares of the company
Held by promoter/promoter group	0	0	0
Held by public	0	0	0
Total	0	0	0
Outstanding convertible securities	No. of outstanding securities	As a % of total no. of outstanding convertible securities	As a % of total no. of shares of the company, assuming full conversion of the convertible securities
Held by promoter/promoter group	0	0	0
Held by public	0	0	0
Total	0	0	0
Warrants	No. of warrants	As a % of total no. of warrants	As a % of total no. of shares of the company, assuming full conversion of Warrants
Held by promoter/promoter group	0	0	0
Held by public	0	0	0
Total	0	0	0
Total paid-up Equity Share Capital of the company, assuming full conversion of warrants and convertible securities	Rs. 55,84,02,440/- (No. of Equity Shares – 27,92,01,220)		

(I)(a) Statement showing Shareholding Pattern

Sr. no.	Category of shareholder	Number of shareholders	Total number of shares	Number of shares held in dematerialized form	Total shareholding as a percentage of total number of shares		Shares Pledged or otherwise encumbered	
					As a percentage of (A+B) ¹ (VI)	As a percentage of (A+B+C) (VII)	Number of shares (VIII)	As a percentage (IX) = (VIII) / (IV) * 100
(I)	(II)	(III)	(IV)	(V)	(VI)	(VII)	(VIII)	(IX)
(A)	Promoter and Promoter Group							
(1)	Indian							
(a)	Individuals/Hindu Undivided Family	5	55,86,110	55,86,110	2.00	2.00	0	0.00



(b)	Central Government/State Government(s)	0	0	0	0.00	0.00	0	0
(c)	Bodies Corporate	1	66,414	66,414	0.02	0.02	0	0.00
(d)	Financial Institutions/Banks	0	0	0	0.00	0.00	0	0
(e)	Any Other (Total)	0	0	0	0.00	0.00	0	0
(e1)	Ashok Piramal Group Real Estate Trust through its Trustee Ms. Urvi A. Piramal	1	14,89,29,248	14,89,29,248	53.34	53.34	3,73,06,623	25.05
(e2)	Morarjee Goculdas Spinning & Weaving Company Limited Senior Employees Stock Option Scheme through its trustees Urvi A. Piramal and Mahesh S. Gupta	1	10,00,000	10,00,000	0.36	0.36	0	0.00
	Sub-Total (A)(1)	8	15,55,81,772	15,55,81,772	55.72	55.72	3,73,06,623	23.98
(2)	Foreign							
(a)	Individuals (Non-Resident Individuals/Foreign Individuals)	0	0	0	0.00	0.00	0	0.00
(b)	Bodies Corporate	0	0	0	0.00	0.00	0	0.00
(c)	Institutions	0	0	0	0.00	0.00	0	0.00
(d)	Qualified Foreign Investor	0	0	0	0.00	0.00	0	0.00
(e)	Any Other (Total)	0	0	0	0.00	0.00	0	0.00
	Sub-Total (A)(2)	0	0	0	0.00	0.00	0	0.00
	Total Shareholding of Promoter and Promoter Group (A)= (A)(1)+(A)(2)	8	15,55,81,772	15,55,81,772	55.72	55.72	3,73,06,623	23.98
(B)	Public shareholding							
(1)	Institutions							
(a)	Mutual Funds/UTI	7	27,612	1,817	0.01	0.01	0	0.00
(b)	Financial Institutions/Banks	36	8,63,173	8,12,213	0.31	0.31	0	0.00
(c)	Central Government/State Government(s)	0	0	0	0.00	0.00	0	0.00
(d)	Venture Capital	0	0	0	0.00	0.00	0	0.00



	Funds							
(e)	Insurance Companies	6	1,23,22,939	1,23,20,439	4.41	4.41	0	0.00
(f)	Foreign Institutional Investors	28	4,04,39,806	4,04,30,556	14.48	14.48	0	0.00
(g)	Foreign Venture Capital Investors	0	0	0	0.00	0.00	0	0.00
(h)	Qualified Foreign Investor	0	0	0	0.00	0.00	0	0.00
(i)	Any Other (Total)	0	0	0	0.00	0.00	0	0.00
	Sub-Total (B)(1)	77	5,36,53,530	5,35,65,025	19.22	19.22	0	0.00
(2)	Non-institutions							
(a)	Bodies Corporate	884	2,69,20,029	2,65,70,374	9.64	9.64	0	0.00
(b)	Individuals - i. Individual Shareholders Holding Nominal Share Capital Up to or less than Rs. 1 Lakh.	49,779	2,85,33,261	2,37,89,666	10.22	10.22	0	0.00
	Individuals - ii. Individual Shareholders Holding Nominal Share Capital In Excess Of Rs. 1 Lakh	40	1,33,71,423	1,28,95,758	4.79	4.79	0	0.00
(c)	Qualified Foreign Investor	0	0	0	0.00	0.00	0	0.00
(d)	Clearing Members	36	85,646	85,646	0.03	0.03	0	0.00
(d1)	NRIs	495	10,55,559	9,80,609	0.38	0.38	0	0.00
	Sub-Total (B)(2)	51,234	6,99,65,918	6,43,22,053	25.06	25.06	0	0.00
	Total Public Shareholding (B) = (B)(1)+(B)(2)	51,311	12,36,19,448	11,78,87,078	44.28	44.28	0	0.00
	TOTAL (A)+(B)	51,319	2,79,201,220	27,34,68,850	100.00	100.00	0	0.00
(C)	Shares held by Custodians and against which Depository Receipts have been issued	0	0	0	NA	0.00	0	0.00
C1	Promoter and Promoter Group	0	0	0	NA	0.00	0	0.00
C2	Public	0	0	0	NA	0.00	0	0.00
	GRAND TOTAL (A)+(B)+(C)	51,319	2,79,201,220	27,34,68,850	NA	100.00	37,30,6623	13.36




(D)(b) Statement showing Shareholding of persons belonging to the category "Promoter and Promoter Group"

Sr. No. (I)	Name of the shareholder (II)	PAN of the Shareholder (III)	Total Shares held		Shares pledged or otherwise encumbered			Details of warrants		Details of convertible securities		Total shares (including underlying shares assuming full conversion of warrants and convertible securities) as a % of diluted share capital (XIII)
			Number (IV)	as a % of grand total (A) + (B) + (C) (V)	Number (VI)	as a percentage (VII) = (VI) / (IV) * 100	as a % of grand total (A) + (B) + (C) of sub-clause (I)(a) (VIII)	Number of warrants held (XI)	As a % total number of warrants of the same class (X)	Number of convertible securities held (XI)	As a % total number of convertible securities of the same class (XII)	
1	Urvi A. Piramal	AAJPP8861F	27,92,015	1.00	0	0.00	0.00	0	0.00	0	0.00	0
2	Rajeev A. Piramal	AAEPP7727R	9,21,365	0.33	0	0.00	0.00	0	0.00	0	0.00	0
3	Harshvardhan A. Piramal	AAEPP7728A	9,21,365	0.33	0	0.00	0.00	0	0.00	0	0.00	0
4	Nandan A. Piramal	AFWPP9313E	9,21,365	0.33	0	0.00	0.00	0	0.00	0	0.00	0
5	Kalpana Singhania	ABVPS4726R	30,000	0.01	0	0.00	0.00	0	0.00	0	0.00	0
6	Powerjet Carriers And Transporters Pvt.Ltd	AAECP7951J	66,414	0.02	0	0.00	0.00	0	0.00	0	0.00	0
7	Morarjee Goculdas Spinning & Weaving Company Limited Senior Employees Stock Option Scheme through its trustees Urvi A. Piramal and Mahesh S. Gupta	AABTM3068P	10,00,000	0.36	0	0.00	0.00	0	0.00	0	0.00	0
8	Ashok Piramal Group Real Estate Trust through its Trustee Ms. Urvi A. Piramal	AACTA4230A	14,89,29,248	53.34	37306623	25.05	13.36	0	0.00	0	0.00	0
	TOTAL		15,55,81,772	55.72	37306623	23.98	13.36	0	0.00	0	0.00	0



I)(c) Statement showing Shareholding of persons belonging to the category "Public" and holding more than 1% of the total number of shares

Sr. No.	Name of the shareholder	PAN of the Shareholder	Number of shares	Shares as a percentage of total number of shares {i.e., Grand Total (A)+(B)+(C) indicated in Statement at para (I)(a) above}	Details of warrants		Details of convertible securities		Total shares (including underlying shares assuming full conversion of warrants and convertible securities) as a % of diluted
					Number of warrants held	As a % total number of warrants of the same class	Number of convertible securities held	% w.r.t total number of convertible securities of the same class	
1	Franklin Templeton Investment Funds	AABCT5310J	2,07,09,266	7.42	0	0.00	0	0.00	0
2	Templeton Emerging Markets Investment Trust PLC	AAACT5804E	1,55,95,175	5.59	0	0.00	0	0.00	0
3	Newdeal Multitrade Pvt Ltd	AACCN4577G	1,24,04,106	4.44	0	0.00	0	0.00	0
4	Life Insurance Corporation of India	AAACL0582H	74,11,369	2.65	0	0.00	0	0.00	0
5	Blossom Mercantile Pvt.Ltd.	AADCB1825C	47,10,645	1.69	0	0.00	0	0.00	0
6	Ashish Dhawan	ADLPD9621N	43,49,204	1.56	0	0.00	0	0.00	0
7	Highend Mercantile Private Limited	AABCH8883J	42,41,308	1.52	0	0.00	0	0.00	0
8	Peninsula Land Limited Employee Stock Option Scheme through its trustee Mahesh Shrikrishna Gupta jointly with Narendra Kumar Aneja	AABTP1779J	34,11,307	1.22	0	0.00	0	0.00	0
	TOTAL		7,28,32,380	26.09	0	0.00	0	0.00	0



D)(c) Statement showing Shareholding of persons belonging to the category "Public" and holding more than 5% of the total number of shares


Sr. No.	Name of the shareholder	PAN of the Shareholder	Number of shares	Shares as a percentage of total number of shares {i.e., Grand Total (A)+(B)+(C) indicated in Statement at para (I)(a) above}	Details of warrants		Details of convertible securities		Total shares (including underlying shares assuming full conversion of warrants and convertible securities) as a % of diluted
					Number of warrants held	As a % total number of warrants of the same class	Number of convertible securities held	% w.r.t total number of convertible securities of the same class	
1	Franklin Templeton Investment Funds	AABCT5310J	2,07,09,266	7.42	0	0.00	0	0.00	0
2	Templeton Emerging Markets Investment Trust PLC	AAACT5804E	1,55,95,175	5.59	0	0.00	0	0.00	0
	TOTAL		3,63,04,441	13.01	0	0.00	0	0.00	0

(I)(d) Statement showing details of locked-in shares

Sr. No.	Name of the shareholder	PAN of the Shareholder	Number of locked-in shares	Locked-in shares as a percentage of total number of shares {i.e., Grand Total (A)+(B)+(C) indicated in Statement at para (I)(a) above}
1	Nil		0	0.00
	TOTAL		0	0.00

(II)(a) Statement showing details of Depository Receipts (DRs)

Sr. No.	Type of outstanding DR (ADRs, GDRs, SDRs, etc.)	Number of outstanding DRs	Number of shares underlying outstanding DRs	Shares underlying outstanding DRs as a percentage of total number of shares {i.e., Grand Total (A)+(B)+(C) indicated in Statement at para (I)(a) above}
	TOTAL	0	0	0.00




(II)(b) Statement showing holding of Depository Receipts (DRs), where underlying shares held by 'promoter/promoter group' are in excess of 1% of the total number of shares

Sr. No.	Name of the DR Holder	Type of outstanding DR (ADRs, GDRs, SDRs, etc.)	Number of shares underlying outstanding DRs	Shares underlying outstanding DRs as a percentage of total number of shares {i.e., Grand Total (A)+(B)+(C) indicated in Statement at para (I)(a) above}
		TOTAL	0	0.00

(III) (a) Statement showing the voting pattern of shareholders, if more than one class of shares/securities is issued by the issuer.

Sr. no.	Category of shareholder	Number of Voting Rights held in each class of securities			Total Voting Rights (III+IV+V)	Total Voting Rights i.e. (VI)	
		Class X (III)	Class Y (IV)	Class Z (V)		As a percentage of (A+B) (VII)	As a percentage of (A+B+C) (VIII)
(I)	(II)				(VI)		
(A)	Promoter and Promoter Group²						
(1)	Indian						
(a)	Individuals/Hindu Undivided Family	0	0	0	0	0.00	0.00
(b)	Central Government/State Government(s)	0	0	0	0	0.00	0.00
(c)	Bodies Corporate	0	0	0	0	0.00	0.00
(d)	Financial Institutions/Banks	0	0	0	0	0.00	0.00
(e)	Any Other (Total)	0	0	0	0	0.00	0.00
	Sub-Total (A)(1)	0	0	0	0	0.00	0.00
(2)	Foreign						
(a)	Individuals (Non-Resident Individuals/Foreign Individuals)	0	0	0	0	0.00	0.00
(b)	Bodies Corporate	0	0	0	0	0.00	0.00
(c)	Institutions	0	0	0	0	0.00	0.00
(d)	Qualified Foreign Investor	0	0	0	0	0.00	0.00
(e)	Any Other (Total)	0	0	0	0	0.00	0.00
	Sub-Total (A)(2)	0	0	0	0	0.00	0.00
	Total Shareholding of Promoter and Promoter Group (A)= (A)(1)+(A)(2)	0	0	0	0	0.00	0.00
(B)	Public shareholding						
(1)	Institutions						
(a)	Mutual Funds/UTI	0	0	0	0	0.00	0.00
(b)	Financial Institutions/Banks	0	0	0	0	0.00	0.00
(c)	Central Government/State	0	0	0	0	0.00	0.00



	Government(s)						
(d)	Venture Capital Funds	0	0	0	0	0.00	0.00
(e)	Insurance Companies	0	0	0	0	0.00	0.00
(f)	Foreign Institutional Investors	0	0	0	0	0.00	0.00
(g)	Foreign Venture Capital Investors	0	0	0	0	0.00	0.00
(h)	Qualified Foreign Investor	0	0	0	0	0.00	0.00
(h)	Any Other (Total)	0	0	0	0	0.00	0.00
	Sub-Total (B)(1)	0	0	0	0	0.00	0.00
(2)	Non-institutions						
(a)	Bodies Corporate	0	0	0	0	0.00	0.00
(b)	Individuals - i. Individual Shareholders Holding Nominal Share Capital Up To >Rs. 1 Lakh.	0	0	0	0	0.00	0.00
	Individuals - ii. Individual Shareholders Holding Nominal Share Capital In Excess Of Rs. 1 Lakh	0	0	0	0	0.00	0.00
(c)	Qualified Foreign Investor	0	0	0	0	0.00	0.00
(d)	Any Other (Total)	0	0	0	0	0.00	0.00
	Sub-Total (B)(2)	0	0	0	0	0.00	0.00
	Total Public Shareholding (B)= (B)(1)+(B)(2)	0	0	0	0	0.00	0.00
	TOTAL (A)+(B)	0	0	0	0	0.00	0.00
(C)	Shares held by Custodians and against which Depository Receipts have been issued	0	0	0	0	0.00	0.00
C1	Promoter and Promoter Group	0	0	0	0	0	0
C2	Public	0	0	0	0	0	0
	GRAND TOTAL (A)+(B)+(C)	0	0	0	0	0.00	0.00

